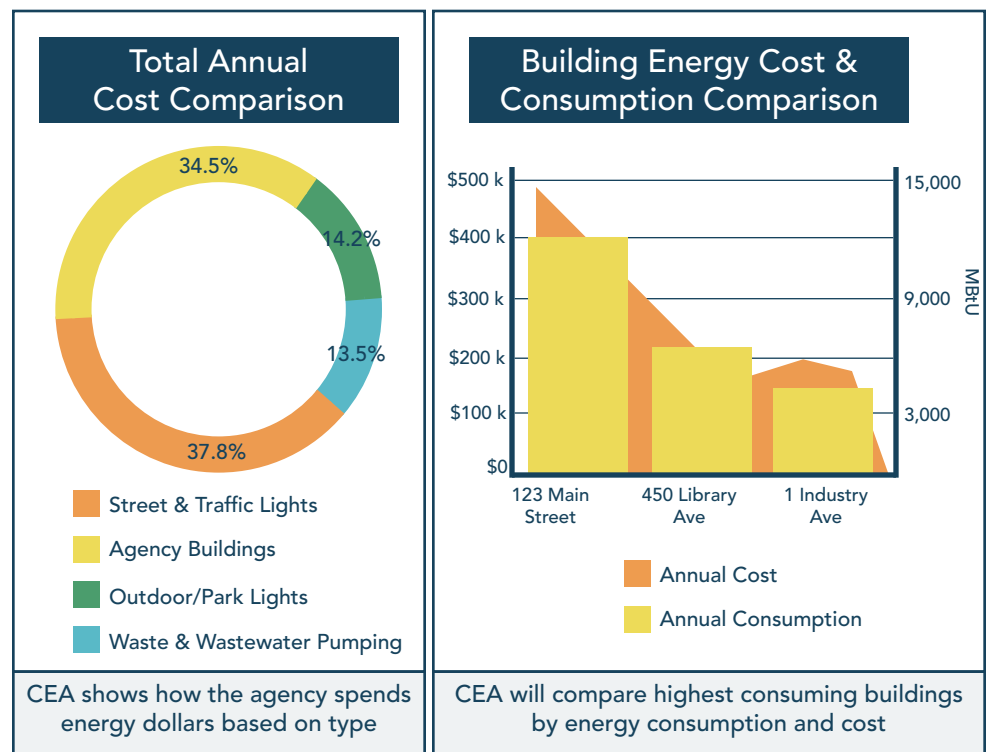


The Southern California Regional Energy Network (SoCalREN) empowers agencies to make informed decisions about energy management through energy analysis services, including a Comparative Energy Analysis Report, ENERGY STAR Portfolio Manager® assistance, and Green Button Data-powered insights. These tools compare agency-owned assets such as buildings and streetlights to identify opportunities for cost-saving energy efficiency projects.

## Get started with SoCalREN's Comparative Energy Analysis

This SoCalREN-exclusive report identifies high energy consumers to prioritize further investigation and energy efficiency retrofit work.

- Delivers an agency-wide summary of building, pumping, streetlight, and other exterior lighting annual energy consumption and costs
- Helps determine opportunities for energy efficiency projects and energy audits by highlighting high energy consumers
- Appraises the potential financial and energy impact of retrofit projects



## Expand analysis with ENERGY STAR Portfolio Manager®

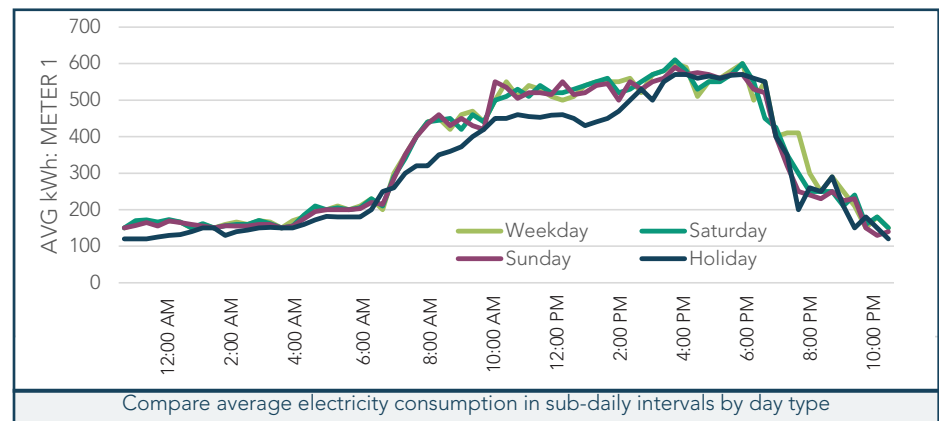
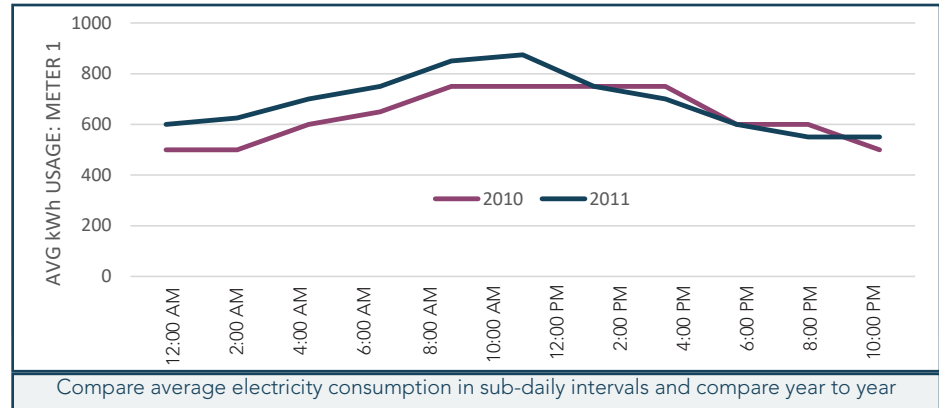
ENERGY STAR Portfolio Manager® (ESPM) is an online management tool created by the EPA that allows building owners and facility managers to track and assess energy use across their entire portfolio of buildings. SoCalREN helps agencies onboard their portfolio in order to:

- Fulfill AB 802 benchmarking regulations, a new requirement for select California facilities larger than 50,000 square feet
- Collect facility characteristics like square footage and enable continuously shared facility consumption data so each facility can be tracked based on performance and design
- Enable connection to continuous electric and gas facility consumption data (web services)

## In Depth Insights with SoCalREN's Green Button Support

Green Button Connect is a secure way of sharing historic and ongoing SCE utility data. SoCalREN is equipped to utilize this tool which:

- Streamlines sharing of historic and ongoing portfolio consumption and cost data
- Enables in depth analysis of agency assets using 15-minute interval data
- Streamlines the energy data request required for SoCalREN energy audits and Comparative Energy Analysis Report development



## Choose the right approach for your agency

	Analysis Includes			Requirements			
	Buildings	All Assets	15-Minute Interval Data	Coordinate With Your Project Manager	36 Months Utility Consumption Data	Completed Facility Data Collection Template	Share Utility Data Through ESPM
CEA Light	✓	✓		✓	✓		
Full CEA	✓	✓		✓	✓	✓	✓
ESPM Assistance	✓			✓		✓	✓
Green Button Connect	✓	✓	✓	✓			

Coordinate with your SoCalREN Project Manager on data collection to get started!