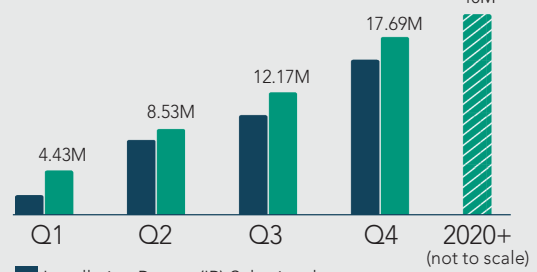


Programs kWh Savings

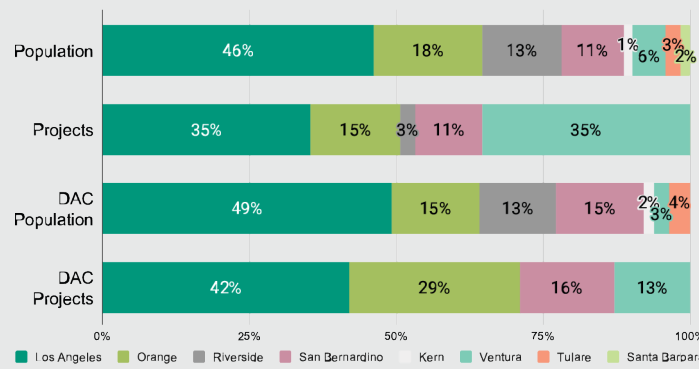


Project Delivery & Pathway to Zero Program Progress Towards 2019 Goal of 25 Million kWh (71%)

■ Installation Report (IR) Submitted
■ Construction Completed
▨ Projected Savings

Data labels represent construction completed savings

Regional Reach (by County)



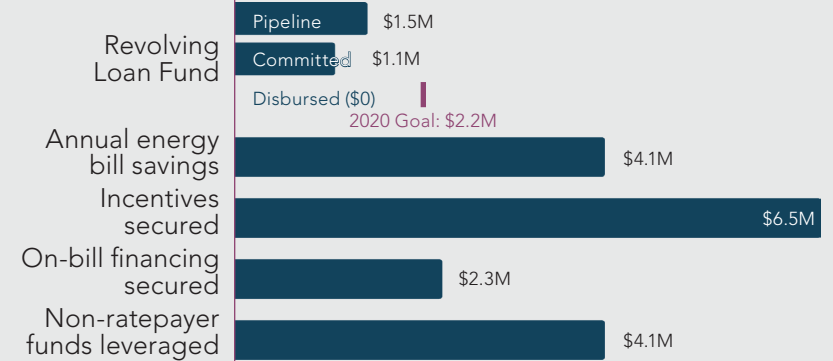
67 Energy Projects

Completed 2019 Project Delivery Program projects, including 48% of projects completed in DACs.

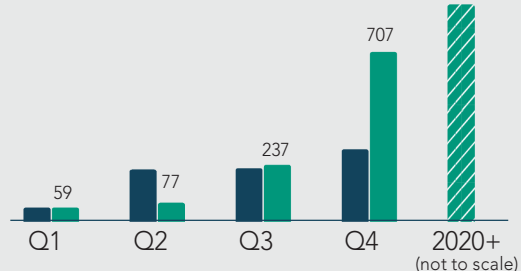
4,149 Tons GHG

Greenhouse gas (GHG) emissions avoided through 2019 projects (98% of 4,244 goal). 39% of avoided emissions are in DACs.

Financial Savings



Programs kW Savings



Project Delivery & Pathway to Zero Program Progress Towards 2020 Goal of 500 kW (141%)

■ Installation Report (IR) Submitted
■ Construction Completed
▨ Projected Savings

Data labels represent construction completed savings



New agencies enrolled, 70% of 27 goal



Construction jobs supported, 173% of 150 job goal

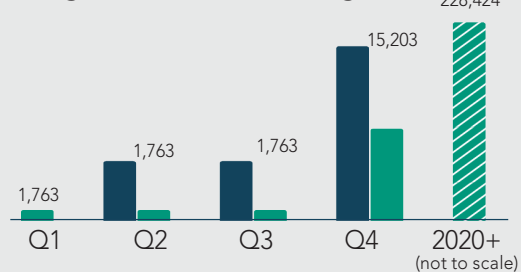


DER reports provided, 48% of 20 report goal

Regional Partners Under Contract



Programs Therm Savings



Project Delivery & Pathway to Zero Program Progress Towards 2020 Goal of 18,000 therms (84%)

■ Installation Report (IR) Submitted
■ Construction Completed
▨ Projected Savings

Data labels represent projected construction completed savings

SCE **SCG**

48% of SCE and 1.3% of SCG savings

% of SCE/SCG public sector energy savings from SoCalREN

332 **3**

SCE Accounts reached SCG Accounts reached

Program Budgets

99.7% spend (\$10.31M of \$10.34M total)

