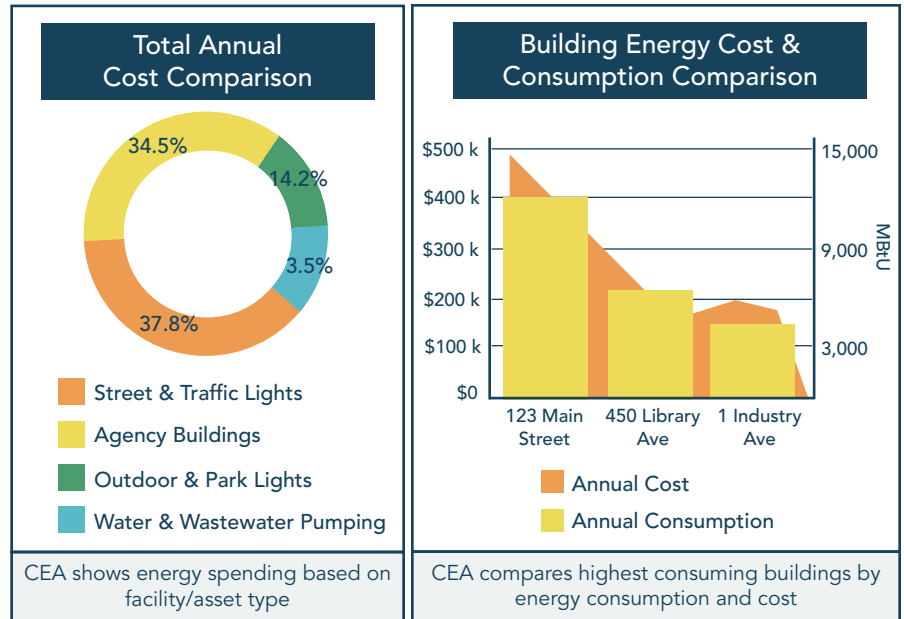


The Southern California Regional Energy Network (SoCalREN) empowers public agencies to make informed decisions about energy management. SoCalREN can help you compare agency-owned assets, such as building and pumping utility accounts, to identify opportunities for cost-saving energy efficiency projects.

Get started with SoCalREN's Comparative Energy Analysis (CEA)

This SoCalREN-exclusive report identifies high energy consumers to prioritize further investigation and energy efficiency retrofit work.

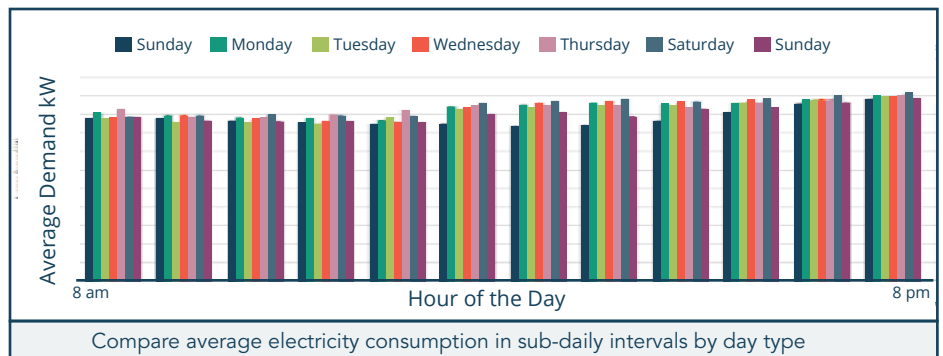
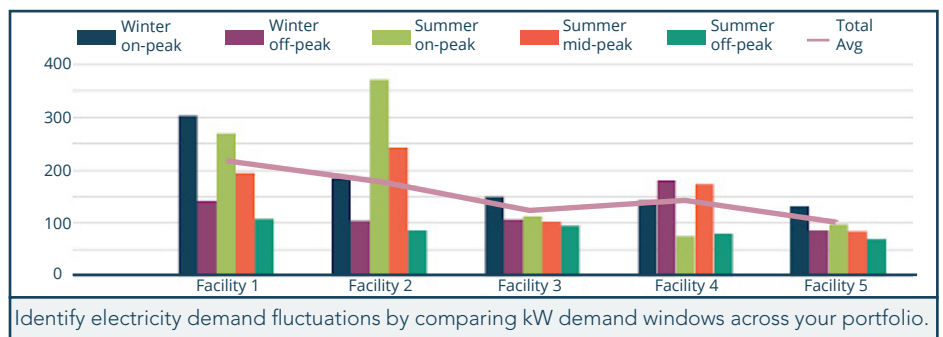
- Provides an agency-wide summary of building, pumping, streetlight, and exterior lighting energy consumption and costs
- Helps find opportunities for energy efficiency projects and energy audits by highlighting high energy consumers
- Assesses the potential financial and energy impact of retrofit projects



Streamline Data Sharing with UtilityAPI

UtilityAPI is a secure way of sharing historic and ongoing Southern California Edison utility data.

- Streamline sharing of historic and ongoing electricity consumption and cost data
- Create in-depth analysis of asset energy use using 15-minute and 1-hour interval data
- Easily share energy data with SoCalREN so we can provide energy audits and create exclusive energy analysis reports for your agency



Expand analysis with ENERGY STAR Portfolio Manager®

ENERGY STAR Portfolio Manager® (ESPM) is an online management tool created by the US Environmental Protection Agency that allows building owners and facility managers to track and assess energy use across their entire portfolio of buildings. SoCalREN helps agencies add their portfolio of buildings to ESPM in order to:

- Connect to continuous electric and gas facility consumption data,
- Collect facility characteristics like square footage, and;
- Enable tracking of Energy Use Intensity (EUI) and ENERGY STAR scores (for qualifying facility types).

Choose the right approach for your agency

| | Analysis Includes | | | Requirements | | | |
|-----------------|-------------------|------------|-------------------------|--------------------------------------|------------------------------------|---|---------------------------------|
| | Buildings | All Assets | 15-minute Interval Data | Coordinate with your Project Manager | 36 months utility consumption data | Completed facility data collection template | Share utility data through ESPM |
| CEA | ✓ | ✓ | | ✓ | ✓ | | |
| ESPM Assistance | ✓ | | | ✓ | | ✓ | ✓ |
| UtilityAPI | ✓ | | ✓ | ✓ | ✓ | | |